

Report No.: 32.06519 Tracklight

Test Time: 2023-07-07 11:27

Luminaire Property

Luminaire Category: Citizen 1204 3000K CRI90

Voltage: 211.2 V

Current: 0.116 A

Power: 24.40 W

Power Factor: 0.978

Photometric Results

CIE Class: Direct

Measurement Flux: 2110.9 lm

Downward Ratio: 100%

Horizontal Diffuse Angle(50%): H24.2

Vertical Diffuse Angle(50%): V24.2

Luminaire Efficacy Rating (LER): 87

Max. Intensity: 10129.2 cd

Total Rated Lamp Lumens: 2110.9 lm


Efficiency: 100%

Upward Ratio: 0%

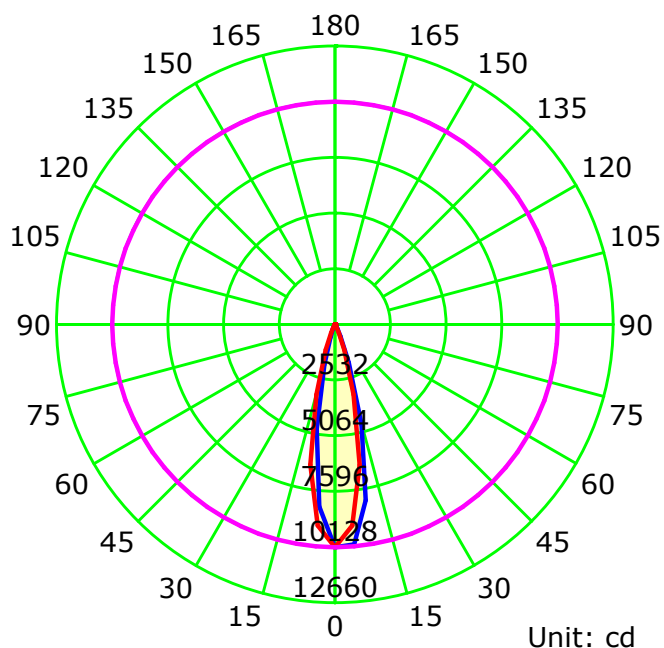
Central Intensity: 10129.19 cd

Pos of Max. Intensity: H0 V0

Picture Of Luminaire



Luminous Intensity Distribution Curve



— C0-C180 — C90-C270 — G0

C Plane (°):0.0-180.0: 180.0

Test Lab:

Test Type: TYPE C

Temperature:

Operator:

Gamma Plane (°):0.0-90.0:5.0

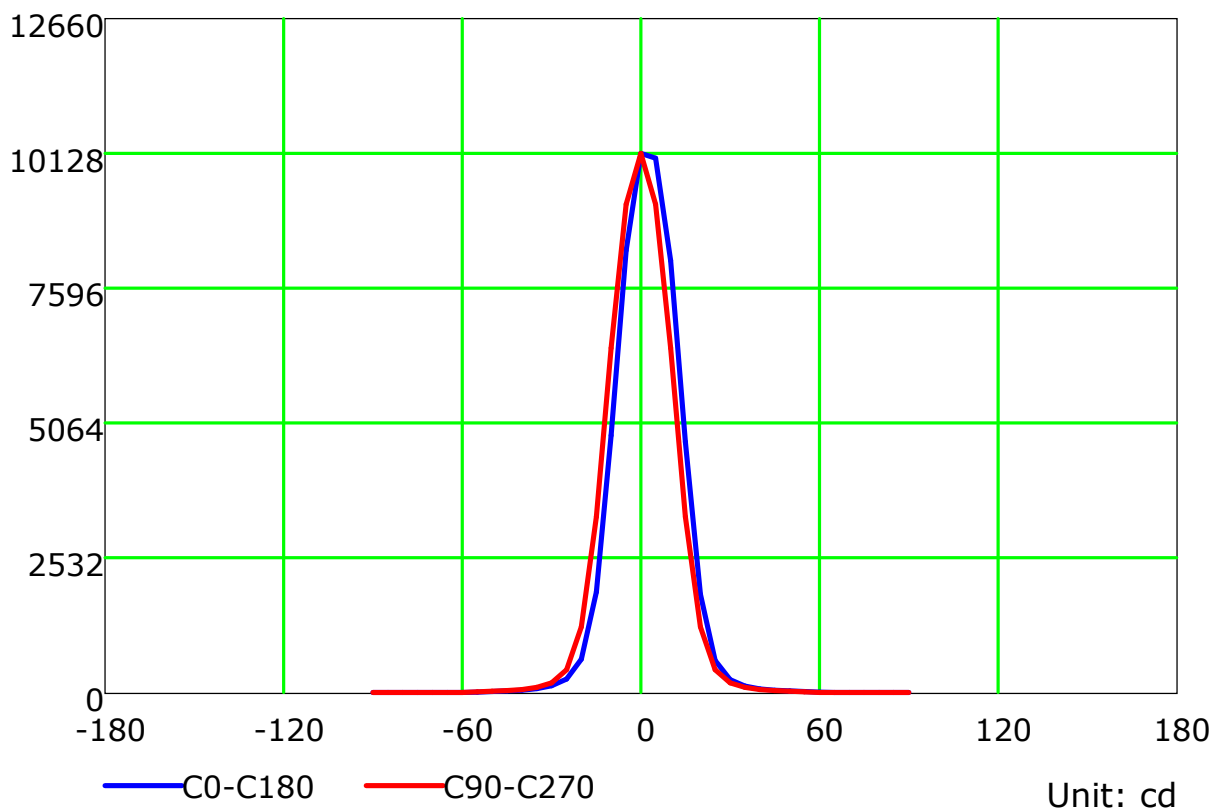
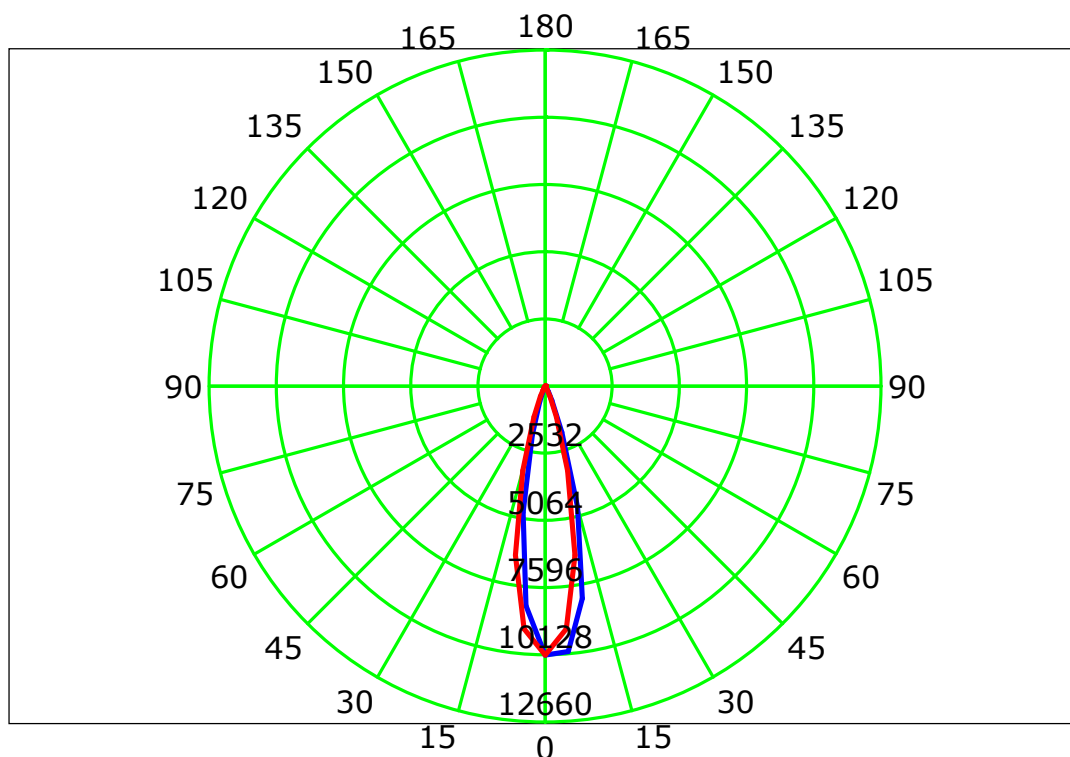
Test Device: CHL-6E

Distance: 3.000 m

Humidity:

Inspector:

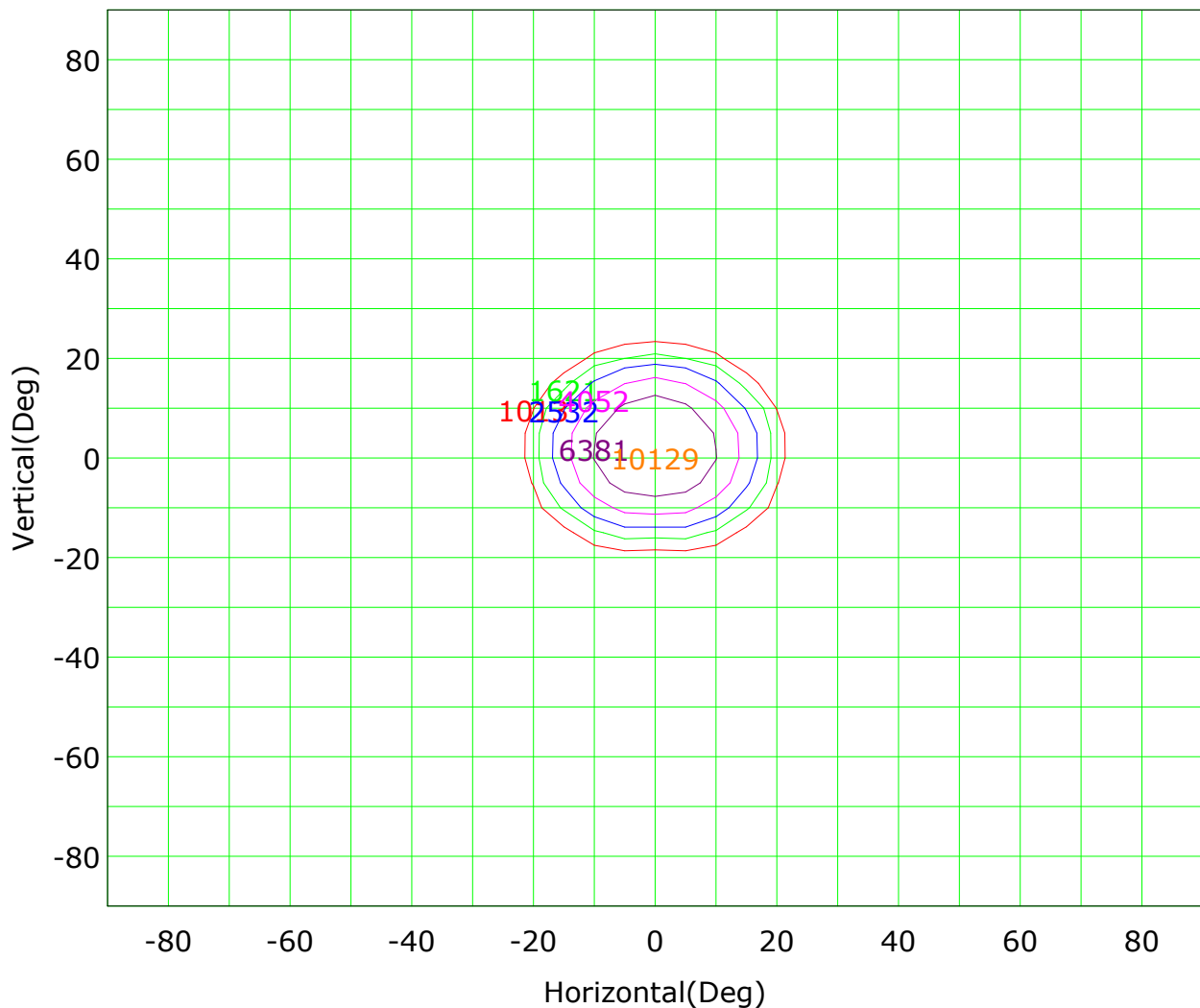
Luminous Intensity Distribution Curve



C Plane (°):0.0-180.0: 180.0
Test Lab:
Test Type: TYPE C
Temperature:
Operator:

Gamma Plane (°):0.0-90.0:5.0
Test Device: CHL-6E
Distance: 3.000 m
Humidity:
Inspector:

Isocandela (rectangle)



Imax (100%): 10129 cd

(10%): 1013 cd	(16%): 1621 cd
(25%): 2532 cd	(40%): 4052 cd
(63%): 6381 cd	(100%): 10129 cd

C Plane (°):0.0-180.0: 180.0

Test Lab:

Test Type: TYPE C

Temperature:

Operator:

Gamma Plane (°):0.0-90.0:5.0

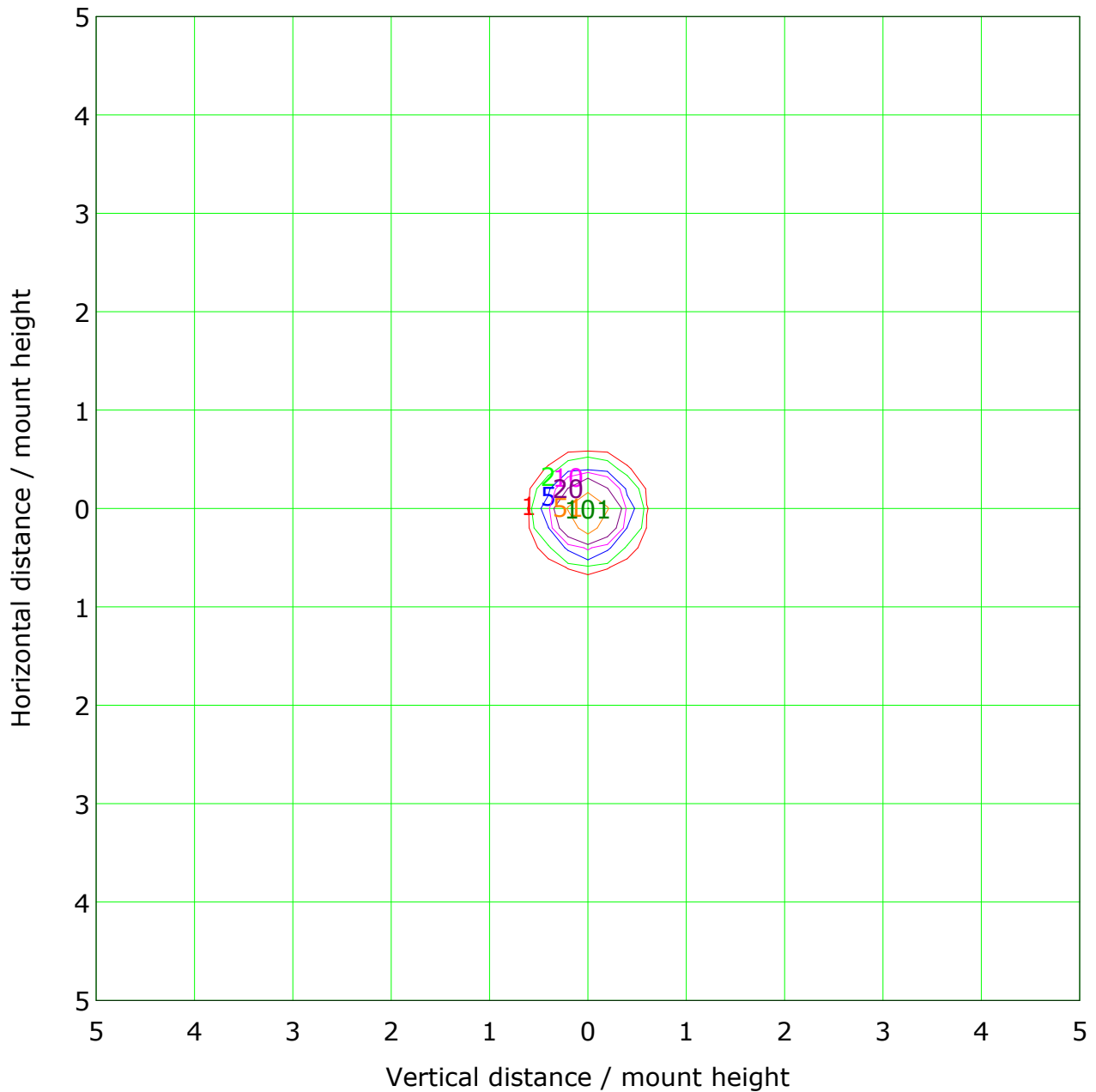
Test Device: CHL-6E

Distance: 3.000 m

Humidity:

Inspector:

IsoLux Plot

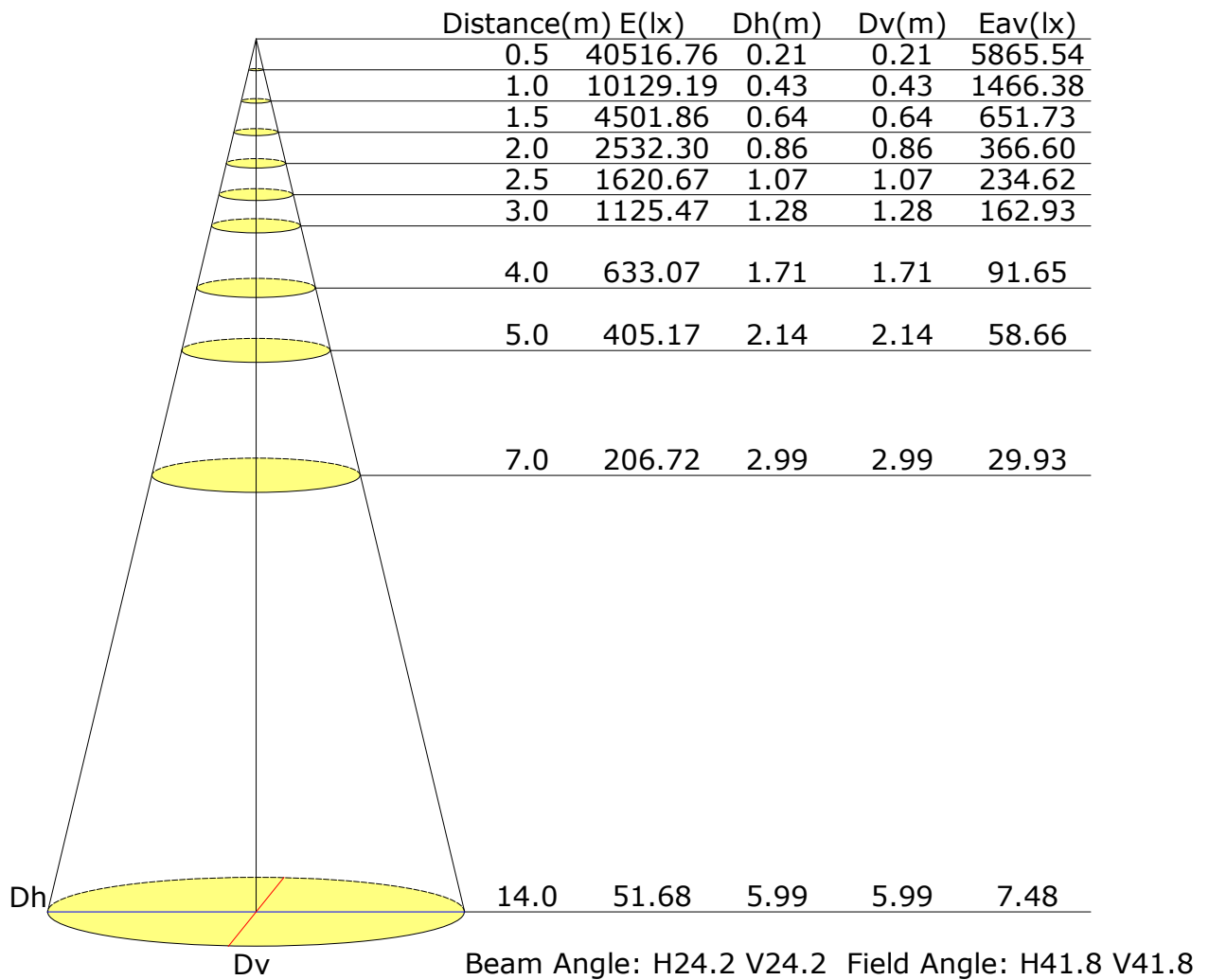


Mounting Height: 10m		Max Lux(100%): 101 lx	
(1%):	1 lx	(2%):	2 lx
(5%):	5 lx	(10%):	10 lx
(20%):	20 lx	(50%):	51 lx
(100%):	101 lx		

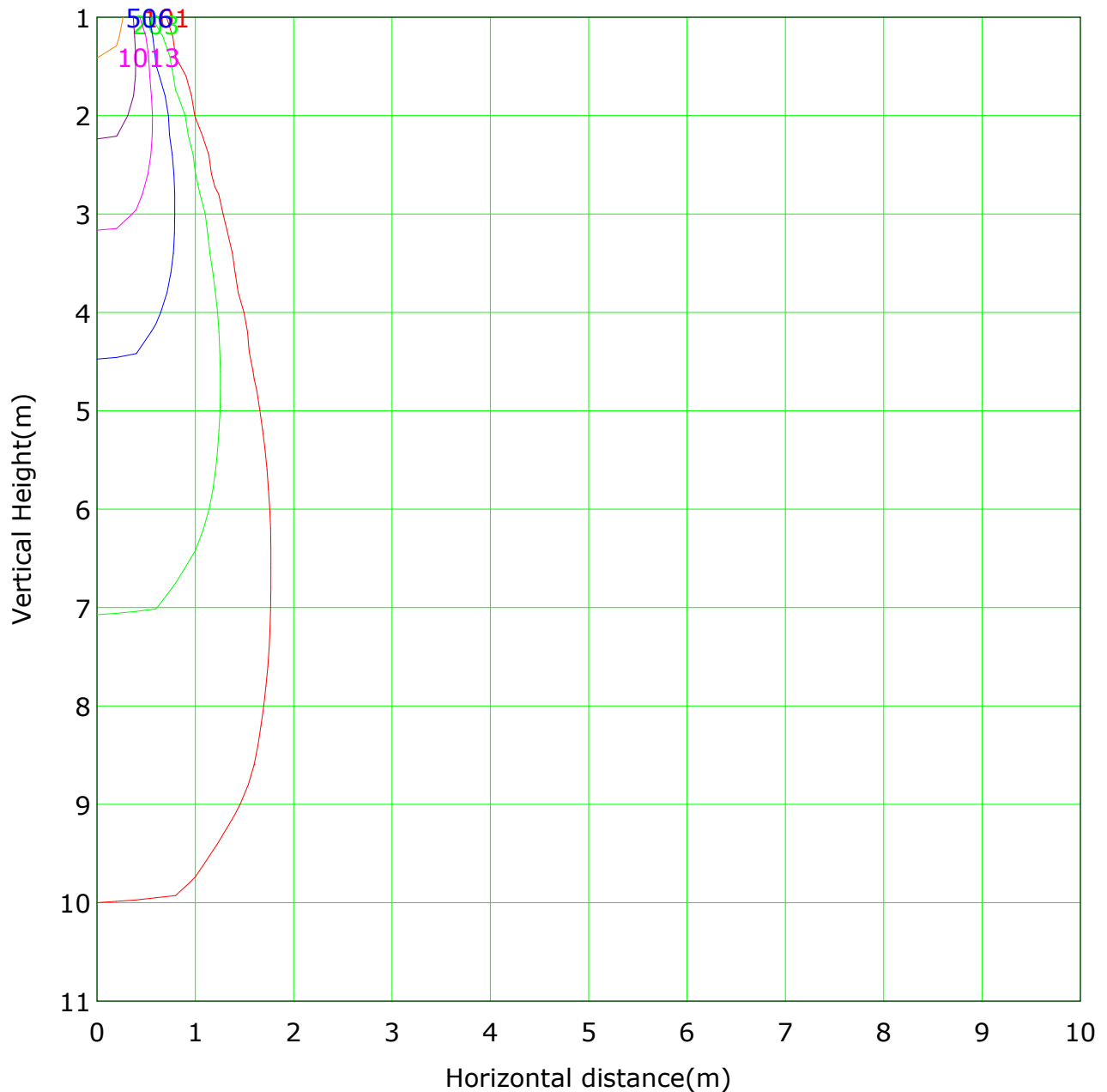
C Plane (°):0.0-180.0: 180.0
Test Lab:
Test Type: TYPE C
Temperature:
Operator:

Gamma Plane (°):0.0-90.0:5.0
Test Device: CHL-6E
Distance: 3.000 m
Humidity:
Inspector:

Illuminance at a Distance



Vertical IsoLux Plot

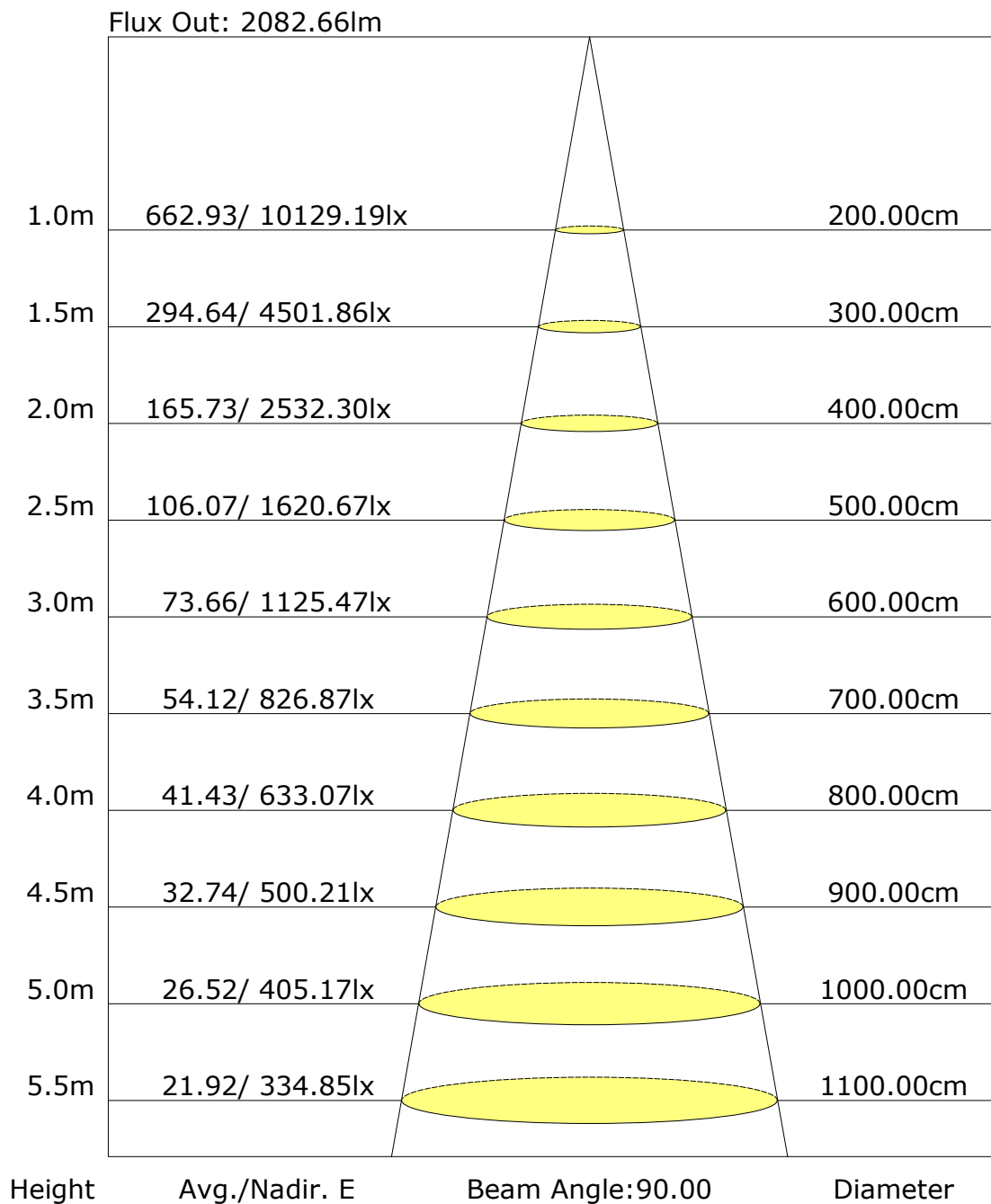


Lowest(m): 1m Highest(m): 11 Max Lux: 10129
— (1%): 101 lx — (2%): 203 lx
— (5%): 506 lx — (10%): 1013 lx
— (20%): 2026 lx — (50%): 5065 lx
— (100%): 10129 lx

C Plane (°):0.0-180.0: 180.0
Test Lab:
Test Type: TYPE C
Temperature:
Operator:

Gamma Plane (°):0.0-90.0:5.0
Test Device: CHL-6E
Distance: 3.000 m
Humidity:
Inspector:

The average illuminance effective figure



C Plane (°): 0.0-180.0: 180.0
Test Lab:
Test Type: TYPE C
Temperature:
Operator:

Gamma Plane (°): 0.0-90.0: 5.0
Test Device: CHL-6E
Distance: 3.000 m
Humidity:
Inspector:

Zonal Lumen

[illegible]

Inspector:

Candlepower Table

Unit: cd

[illegible]

C Plane (°):0.0-180.0: 180.0

Test Lab:

Test Type: TYPE C

Temperature:

Operator:

Gamma Plane (°):0.0-90.0:5.0

Test Device: CHL-6E

Distance: 3.000 m

Humidity:

Inspector: